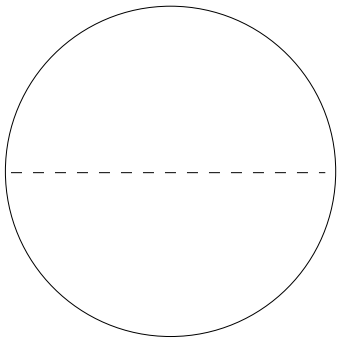
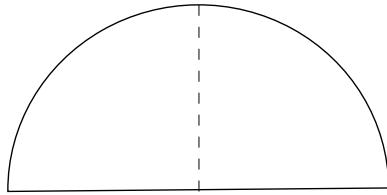


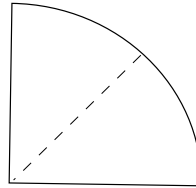
# Faltanleitung Seerose



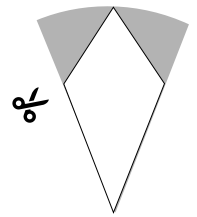
1. Kreis mittig zum Halbkreis falten



2. mittig zum Viertelkreis falten



3. mittig zum Achtelkreis falten



4. Seiten abschneiden - Blütenspitze entsteht

# Seerosenblatt

