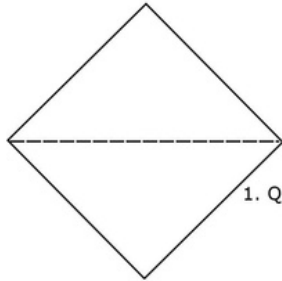
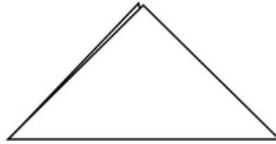


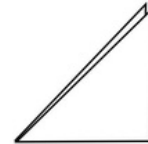
Tulpe, Glockenblume, Marienkäfer



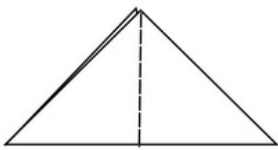
1. Quadrat diagonal falten



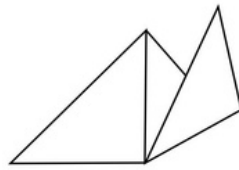
2.



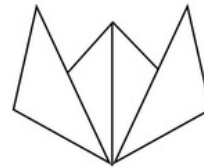
3. Dreieck mittig falten



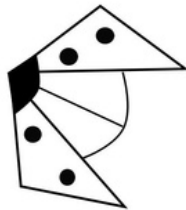
4. Dreieck wieder auffalten



5. Rechte Ecke nach oben falten

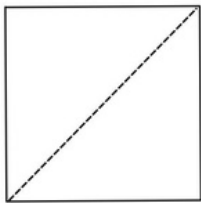


6. Linke Ecke nach oben falten

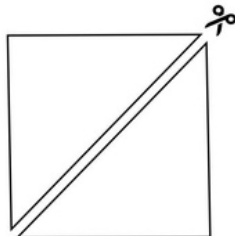


Für den Marienkäfer einfach das Hinterteil halbrund zuschneiden und Punkte aufmalen.

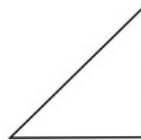
Schmetterling



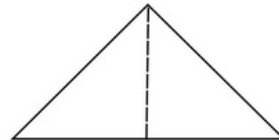
1. Quadrat diagonal falten



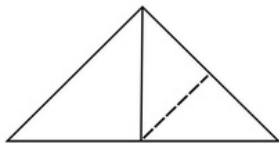
2. An Faltlinie durchschneiden



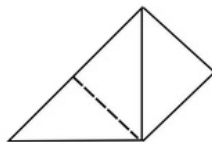
3. Ein Dreieck nehmen



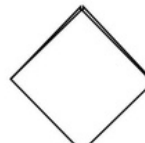
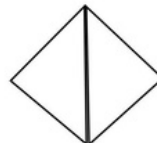
4. Dreieck zur Mitte falten



5. Rechte Ecke zur Spitze falten



5. Linke Ecke zur Spitze falten



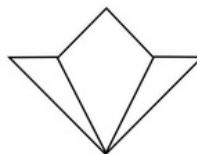
6. Faltung wenden



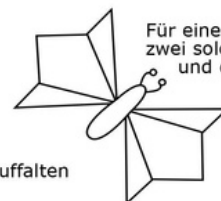
7. + 8. Rechte und linke Ecke zur Mitte falten



9. Faltung wenden



10. Rechte und linke Lage auffalten



Für einen Schmetterling zwei solcher Flügel falten und den Körper dazumalen.